

## Lesson 1.1

I can say hello and goodbye, Introduce people and respond to introduction and I can ask someone how they are

### Nota Gramatical Spanish punctuation

- Notice the upside down punctuation marks in Spanish.  
¿Cómo te llamas? ¡Mucho gusto!
- In Spanish, an accent mark is sometimes used over vowels (á, é, í, ó, ú) to show which syllable in a word is stressed. The letter ñ has a tilde (~) over it to show that it is pronounced like the *ny* in the word *canyon*.

### Gramática Subject pronouns tú and yo

- The pronoun **yo**, capitalized only at the beginning of a sentence, is used when you refer to yourself: **Yo soy Mariela.**
- The pronoun **tú** is used when you are talking to a friend or a classmate. **¿Y tú?**
- The pronouns **tú** and **yo** can either be stated or implied.

**Yo** is implied in the following expressions: **Bueno, tengo clase; Tengo que irme; Me llamo... ; Soy... ; and Estoy bien, gracias.**

**Tú** is implied in these expressions: **¿Cómo te llamas?** and **¿Cómo estás?**



LAS SITUACIONES  
EMBARAZOSAS...  
¿LAS TRAE LA  
CIGÜEÑA?



# Lesson 1.1

I can say hello and goodbye, Introduce people and respond to introduction and I can ask someone how they are

## Situation 1-1: Interview

I am a new student at your school. I want to make new friends, so I talk to you, trying to break the ice. How do you respond to my questions?

**Buenas tardes.**

**¿Cómo estás?**

**Soy... ¿Cómo te llamas tú?**

*(Introduce me to someone else in the class.)*

**Bueno, tengo que irme. Hasta luego.**



## PRIMER PASO

To say hello and goodbye, to introduce people, and to ask how someone is, you'll need to use greetings and other courtesy expressions. You'll also need to use the subject pronouns *tú* and *yo*.



### ASÍ SE DICE Greetings

**1** Chen is spending a semester at a high school in Mexico. How would Chen respond to each of the following expressions? Write an appropriate answer for each one.

1. Buenos días, Chen. \_\_\_\_\_
2. Hasta luego. \_\_\_\_\_
3. Adiós. \_\_\_\_\_
4. Tengo que irme. \_\_\_\_\_
5. Bueno, tengo clase. \_\_\_\_\_



### ASÍ SE DICE Introducing people

**2** During Chen's semester at the Mexican high school, he meets many new students. Use the words in the word box to complete his dialogue with Raimundo, a fellow student.



RAIMUNDO ¿Y tú? ¿Cómo te (1) \_\_\_\_\_?

CHEN Me (2) \_\_\_\_\_ Chen.

RAIMUNDO (3) \_\_\_\_\_ Raimundo Gutiérrez. Éstos son mis

(4) \_\_\_\_\_. Éste es mi (5) \_\_\_\_\_

Pablo. Ésta es mi (6) \_\_\_\_\_ Raquel.

CHEN ¡Mucho (7) \_\_\_\_\_!

RAQUEL (8) \_\_\_\_\_.



**Nota Gramatical** Spanish punctuation

- Notice the upside down punctuation marks in Spanish.  
 ¿Cómo te llamas? ¡Mucho gusto!
- In Spanish, an accent mark is sometimes used over vowels (á, é, í, ó, ú) to show which syllable in a word is stressed. The letter ñ has a tilde (~) over it to show that it is pronounced like the *ny* in the word *canyon*.

3 Paulette forgot to put in punctuation in her Spanish homework. Change the following sentences to questions (Q) or exclamations (E) using the correct punctuation.

- |                                     |                            |
|-------------------------------------|----------------------------|
| 1. (E) _____ Hola _____             | 4. (Q) _____ Y tú _____    |
| 2. (Q) _____ Hay una carta para mí  | 5. (Q) _____ Qué tal _____ |
| 3. (E) _____ Yo soy Francisco _____ |                            |

4 Paulette also forgot to include accents in her assignment! Help her out by rewriting the following words using accents for the vowel in the stressed syllable. *Hint*: The stressed syllable is indicated by bold-faced letters.

MODELO atun = atún  
como = cómo

- |                            |                               |
|----------------------------|-------------------------------|
| 1. Ver <u>o</u> nica _____ | 6. <u>l</u> ampara _____      |
| 2. Ben <u>a</u> min _____  | 7. <u>t</u> elefono _____     |
| 3. per <u>o</u> don _____  | 8. heli <u>c</u> optero _____ |
| 4. viol <u>i</u> n _____   | 9. veint <u>i</u> dos _____   |
| 5. <u>m</u> ascara _____   | 10. agu <u>a</u> la _____     |

5 Read the following dialogue between Maureen, Greg, and Denise and rewrite all of the words with missing accents and punctuation marks. *Hint*: There are 6 accents missing. You'll need to mark your paper 8 times.

MAUREEN Hola. \_\_\_\_\_

GREG Buenos dias. \_\_\_\_\_

MAUREEN Esta es mi amiga Denise. \_\_\_\_\_

GREG Mucho gusto!, Denise. \_\_\_\_\_

DENISE Encantada. Eh, perdon. Como te llamas tu? \_\_\_\_\_

GREG Me llamo Greg. \_\_\_\_\_

MAUREEN Bueno, tengo clase. Tengo que irme. \_\_\_\_\_

GREG Hasta luego, Maureen. \_\_\_\_\_

MAUREEN Adios. \_\_\_\_\_


6 Berta loves creating crossword puzzles! Can you solve her latest puzzle?

**Horizontales (Across)**

- 3. Yo \_\_\_\_\_ .
- 4. ¿Cómo \_\_\_\_\_?
- 6. \_\_\_\_\_ mal.
- 7. Excelente = \_\_\_\_\_ .

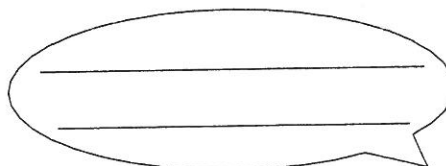
**Verticales (Down)**

- 1. ¿ \_\_\_\_\_ tal?
- 2. Estoy \_\_\_\_\_ bien, gracias.
- 4. \_\_\_\_\_ bien.
- 5. Más o \_\_\_\_\_ .

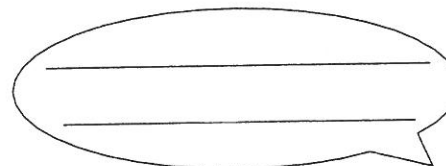
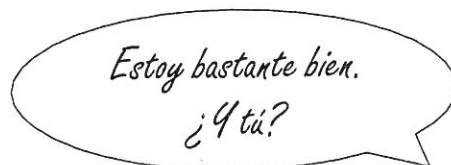


7 What question or statement would correspond to each of the following items? Remember to punctuate correctly.

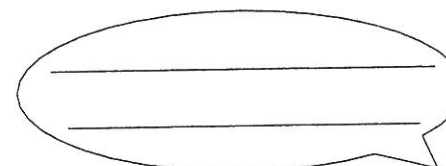
1.



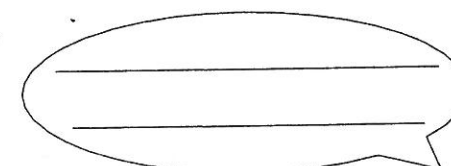
2.




3.



4.



5.



**Gramática** Subject pronouns *tú* and *yo*

- The pronoun **yo**, capitalized only at the beginning of a sentence, is used when you refer to yourself: **Yo soy Mariela.**
- The pronoun **tú** is used when you are talking to a friend or a classmate. **¿Y tú?**
- The pronouns **tú** and **yo** can either be stated or implied.  
**Yo** is implied in the following expressions: **Bueno, tengo clase; Tengo que irme; Me llamo... ; Soy... ; and Estoy bien, gracias.**  
**Tú** is implied in these expressions: **¿Cómo te llamas?** and **¿Cómo estás?**

**8** María Elena and José Antonio have just met at school. Read their conversation and, in the blanks provided, write the pronoun implied in each exchange.

MARÍA ELENA ¡Hola! ¿Cómo estás hoy? (1) \_\_\_\_\_

JOSÉ ANTONIO Hola. Estoy muy bien, gracias. (2) \_\_\_\_\_

MARÍA ELENA A ver... ¿Cómo te llamas? (3) \_\_\_\_\_

JOSÉ ANTONIO Me llamo José Antonio González. (4) \_\_\_\_\_

MARÍA ELENA Soy María Elena Ramírez. Mucho gusto. (5) \_\_\_\_\_

JOSÉ ANTONIO Igualmente. ¡Uf! Tengo clase ahora. (6) \_\_\_\_\_

MARÍA ELENA Ah, sí. Tengo que irme también. Hasta mañana, ¿eh? (7) \_\_\_\_\_

**9** Vivián is getting to know her classmates. Match each of her questions in Column A and statements with the response in Column B her classmates give.

**COLUMN A**

**COLUMN B**

\_\_\_\_\_ 1. Éste es mi amigo, Raúl.

a. Yo también.

\_\_\_\_\_ 2. ¿Cómo te llamas?

b. Regular.

\_\_\_\_\_ 3. Estoy bien.

c. Se llama Francisco.

\_\_\_\_\_ 4. ¿Cómo estás?

d. Muy bien.

\_\_\_\_\_ 5. ¿Qué tal?

e. ¡Mucho gusto!

f. Soy Mónica Sánchez.

**10** What expressions would you use . . . ?

1. when greeting a friend \_\_\_\_\_

2. when introducing yourself \_\_\_\_\_

3. to respond to someone's introduction \_\_\_\_\_

4. when you have to leave \_\_\_\_\_

5. to excuse yourself \_\_\_\_\_

6. to say that you're doing well \_\_\_\_\_